

Colell



F defec[®]



^M
DiMani


HERRAJES
PARA PUERTAS


técnicas
de fijación

Edición: 2024
Edita: ADEFEC XXI, S.L.
© ADEFEC. Todos los derechos reservados

Queda prohibida la reproducción total o parcial de este catálogo mediante cualquier medio, sin la autorización por escrito de ADEFEC.



ADEFEC es un grupo de empresas especializadas en la distribución de artículos de ferretería para la Industria de Carpintería de Madera. Nace con la vocación unánime de unir experiencias, inquietudes y esfuerzos para optimizar la gestión de los asociados, en beneficio final de sus clientes.

La selección de Proveedores y Productos se convierte en la primera y principal función. En el proyecto ADEFEC se incluyen además otros objetivos, como el apoyo constante en la información, promociones de productos, publicidad, búsqueda de nuevos canales de venta y, como resumen, la creación de una estructura sólida y estable que permita la evolución creciente de sus componentes.

NUESTRAS MARCAS





Índice

GENERAL

1.1. Cilindros	16
1.2. Cerradura para madera	18
1.3. Picaportes unificados	21
1.4. Kit condena frente de 16 mm	25
1.5. Kit con bombillo frente de 20 mm	26
1.6. Kit condena frente de 20 mm	27
1.7. Kit sencillo corredera	29
1.8. Sistemas para puertas correderas	31

CERRAJERÍA

2.1. Manillas de aluminio con roseta redonda	34
2.2. Manillas de Zamak con roseta redonda	41
2.3. Manillas de aluminio con roseta cuadrada	48
2.4. Manillas de Zamak con roseta cuadrada	51
2.5. Manillas de placa	57
2.6. Manillas clásicas y manillones	61
2.7. Manillas rústicas	65
2.8. Manillas roseta acero inox.	67
2.9. Manillones	73
2.10. Muletillas	81
2.11. Bocallaves, placa de limpieza	85
2.12. Manillón doble acero inox.	88

MANILLERÍA

3.1. Pernios	90
3.2. Bisagras	93
3.3. Pomos	95
3.4. Mirillas	96
3.5. Topes	97

HERRAJES
PARA PUERTAS

4.1. Bisagras	100
4.2. Escurreplatos	101
4.3. Pantalono, zapateos, percheros y cuelgaperchas	102
4.4. Poleas de armario y soporte	104
4.5. Tiradores de armario y cocina	105
4.6. Guías para cajón	109
4.7. Patas de mesa y pasacables	118

HERRAJES
COCINA - MUEBLE

5.1. Herrajes para cabina fenólica	120
------------------------------------	-----

HERRAJES
DE CABINA

6.1. Siliconas y adhesivos de montaje	128
---------------------------------------	-----

ADHESIVOS

Índice

DE PRODUCTOS



Ref.: 7015 16



Ref.: 7016 16



Ref.: 7092 17



Ref.: 7020 17



Ref.: 7231 18



Ref.: 7046 18



Ref.: 7008 18



Ref.: 7090 19



Ref.: 7051 19



Ref.: 7012 20



Ref.: 10002 21



Ref.: 10008 21



Ref.: 10005 22



Ref.: 10045 22



Ref.: 10009 23



Ref.: 10032 23



Ref.: 4000 23



Ref.: 10032 24



Ref.: 10014 24



Ref.: 7031 25



Ref.: 7054 25



Ref.: 7061 26



Ref.: 7084 27



Ref.: 7154 27



Ref.: 7049 29



Ref.: 7037 29



Ref.: 7107 29



Ref.: 7049 30



Ref.: 7056 30



Ref.: 7066 30



Ref.: 12023 31



Ref.: 12024 31



Ref.: 12025 32



Ref.: 4006 34



Ref.: 4010 34



Ref.: 4008 35



Ref.: 4220 35



Ref.: 4062 36



Ref.: 4063 36



Ref.: 4214 37



Ref.: 4238 37



Ref.: 4137 38



Ref.: 4179 38



Ref.: 4244 39



Ref.: 4210 39



Ref.: 4044 40



Ref.: 4208 41



Ref.: 4005 41



Ref.: 4065 42



Ref.: 4180 42



Ref.: 4122 43



Ref.: 4152 43



Ref.: 4153 44



Ref.: 4154 44



Ref.: 4149 45



Ref.: 4112 45



Ref.: 4106 46



Ref.: 4230 46



Ref.: 4232 47



Ref.: 4235 47



Ref.: 4048 48



Ref.: 4138 48



Ref.: 4183 49



Ref.: 4162 49



Ref.: 4216 50



Ref.: 4248 51



Ref.: 4225 51



Ref.: 4283 52



Ref.: 4212 52



Ref.: 4178 53



Ref.: 4177 53



Ref.: 4103 54



Ref.: 4102 54



Ref.: 4104 55



Ref.: 4211 55



Ref.: 4007 57



Ref.: 4011 57



Ref.: 4009 58



Ref.: 4049 58



Ref.: 4203 59



Ref.: 4087 59



Ref.: 6056 60



Ref.: 4064 60



Ref.: 6057 61



Ref.: 6058 61



Ref.: 6043 62



Ref.: 6051 62



Ref.: 6050 63



Ref.: 6058 63



Ref.: 6053 64



Ref.: 6055 64



Ref.: 4209 65



Ref.: 6054 65



Ref.: 4219 66



Ref.: 4234 66



Ref.: 5014 67



Ref.: 5031 67



Ref.: 5039 67



Ref.: 5029 68



Ref.: 5032 68



Ref.: 5030 69



Ref.: 5033 69



Ref.: 5040 69



Ref.: 5004 69



Ref.: 5009 70



Ref.: 5026 70



Ref.: 5001 71



Ref.: 5104 71



Ref.: 5021 71



Ref.: 5015 72



Ref.: 5107 72



Ref.: 5034 73



Ref.: 5011 73



Ref.: 5045 73



Ref.: 5066 74



Ref.: 5028 74



Ref.: 4120 75



Ref.: 5082 75



Ref.: 4026 76



Ref.: 4302 76



Ref.: 4187 76



Ref.: 4077 77



Ref.: 4046 77



Ref.: 4402 78



Ref.: 4021 78



Ref.: 4060 79



Ref.: 4003 79



Ref.: 4004 80



Ref.: 4438 80



Ref.: 5041 81



Ref.: 4076 81



Ref.: 4029 82






































Ref.: 4075 82



Ref.: 4073 82



Ref.: 4061 83

				
Ref.: 4028 83	Ref.: 5044 83	Ref.: 5058 84	Ref.: 4074 85	Ref.: 4078 85
				
Ref.: 4027 85	Ref.: 8100 86	Ref.: 5086 86	Ref.: 5095 86	Ref.: 5088 87
				
Ref.: 5008 87	Ref.: 3106 88	Ref.: 3114 88	Ref.: 8022 90	Ref.: 8422 90
				
Ref.: 8171 90	Ref.: 8265 91	Ref.: 8075 91	Ref.: 7079 91	Ref.: 8085 92
				
Ref.: 8089 92	Ref.: 8193 92	Ref.: 8028 93	Ref.: 8032 93	Ref.: 8031 94
				
Ref.: 7088 94	Ref.: 8115 94	Ref.: 5070 95	Ref.: 6030 95	Ref.: 6031 95
				
Ref.: 6032 95	Ref.: 2035 96	Ref.: 2037 96	Ref.: 4107 96	Ref.: 4141 97



Ref.: 2134 00



Ref.: 2107 00



Ref.: 1162 100



Ref.: 1163 100



Ref.: 1164 100



Ref.: 1165 100



Ref.: 166 100



Ref.: 1172 101



Ref.: 1069 102



Ref.: 1072 102



Ref.: 1073 102



Ref.: 1126 103



Ref.: 1120 103



Ref.: 2028 104



Ref.: 2029 104



Ref.: 2158 104



Ref.: 2159 104



Ref.: 2038 104



Ref.: 3043 105



Ref.: 3008 105



Ref.: 3068 105



Ref.: 3070 106



Ref.: 3009 106



Ref.: 3087 106



Ref.: 3079 107



Ref.: 3001 107



Ref.: 3083 107



Ref.: 4204 108



Ref.: 4147 108



Ref.: 2207 109



Ref.: 1130 111



Ref.: 2185 112



Ref.: 2049 113



Ref.: 2270 114



Ref.: 2271 115



Ref.: 2100 116



Ref.: 2148 117



Ref.: 2200 118



Ref.: 1095 118



Ref.: 1201 121



Ref.: 12002 121



Ref.: 12003 121



Ref.: 12004 122



Ref.: 12005 122



Ref.: 12006 122



Ref.: 12007 122



Ref.: 12008 123



Ref.: 12009 123



Ref.: 12010 123



Ref.: 12011 123



Ref.: 12012 124



Ref.: 12013 124



Ref.: 12014 124



Ref.: 12020 125



Ref.: 12018 125



Ref.: 12021 125



Ref.: 12026 126



Ref.: 117394 128



Ref.: 52503754 128



Ref.: 47315500 128



Ref.: 47315501 128



Ref.: 47315502 128

LEYENDA

Acabados



Acero inox.



Aluminio negro



Bi-Porcelana



Blanco



Bronce inglés



Cromado



Cuero



Gris antracita



Hierro dorado



Hierro latonado



Hierro niquelado



Inox.



Inox. dorado



Latón



Latón mate



Latón pulido



Latón satinado



Marrón



Negro



Níquel



Níquel brillo



Níquel-Dorado



Níquel satinado



Oro



Plata



Pulido brillo



PVD



Translúcido



Zamak negro



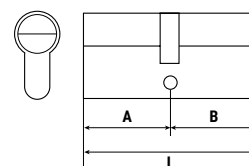
1

Cerrajería

1.1. Cilindros	16
1.2. Cerradura para madera	18
1.3. Picaportes unificados	21
1.4. Kit condena frente de 16 mm	25
1.5. Kit con bombillo frente de 20 mm	26
1.6. Kit condena frente de 20 mm	27
1.7. Kit sencillo corredera	29
1.8. Sistemas para puertas correderas	31



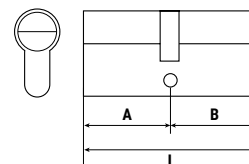
Cilindro de serreta llaves iguales



Ref.	L	A	B	Exc.	Acabado
7015	60	30	30	15	HN



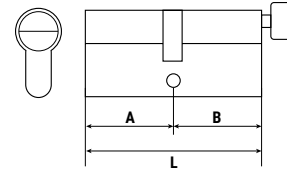
Cilindro de serreta



Ref.	L	A	B	Exc.	Acabado
7016	60	30	30	15	HN
7052	70	35	35	15	HN
7101	70	30	40	15	HN
7108	80	30	50	15	HN
7109	80	40	40	15	HN



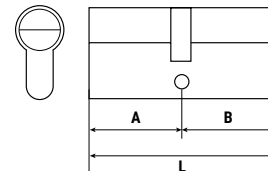
Cilindro de serreta con botón



Ref.	L	A	B	Exc.	Acabado
7092	60	30	30	15	HN
7097	70	35	35	15	HN



Cilindro de seguridad



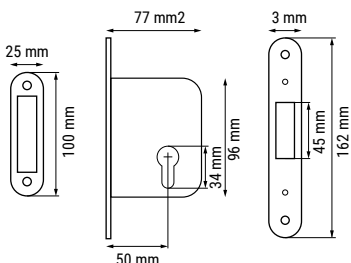
Ref.	L	A	B	Exc.	Acabado
7020	60	30	30	15	HN
7021	70	30	40	15	HN
7022	70	35	35	15	HN

1.2. Cerradura para madera



Cerradura sin resbalón con cilindro

Ref.	Acabado
7231	HN

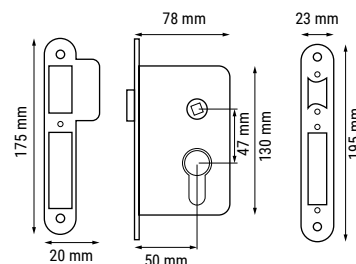


Adaptador bombillo a condensa

Ref.
7046



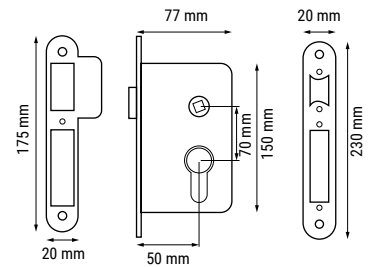
Cerradura 47 mm entre ejes



Ref.	Acabado
7008	HN
7007	HL
7009	BI
7010	NE



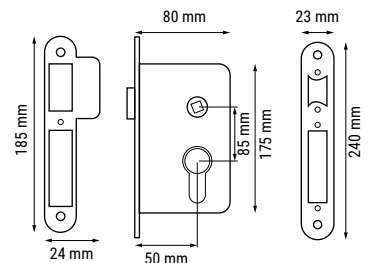
Cerradura 70 mm entre ejes



Ref.	Acabado
7090	HN
7190	HL
7290	NE



Cerradura 85 mm entre ejes

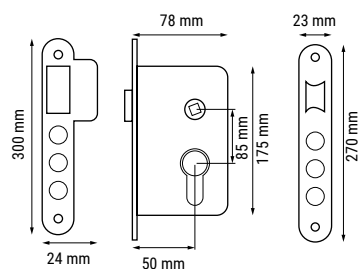


Ref.	Acabado
7051	HN
7080	HL
7151	NE



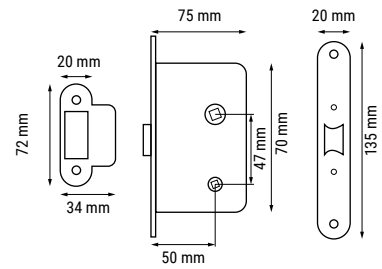
Cerradura de seguridad 85 mm entre ejes

Ref.	Acabado
7012	HN
7011	HL
7013	BI
7014	NE





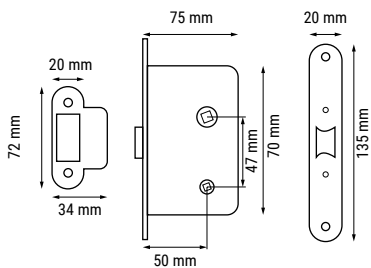
Picaporte unificado de 47 mm



Ref.	Acabado
10002	HN
10001	HL
10022	BI
10021	NE



Picaporte de 47 mm con rodamientos

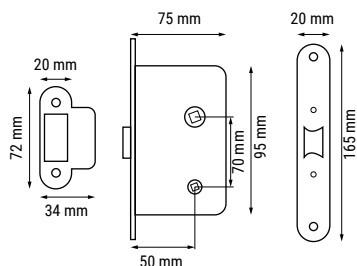


Ref.	Acabado
10007	IN
10008	NE





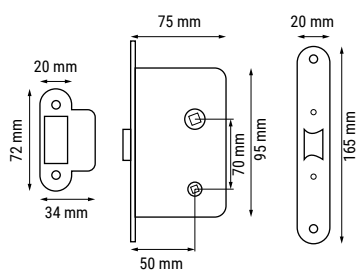
Picaporte de 70 mm centrado



Ref.	Acabado
10005	HN
10004	HL
10018	NE
10026	BI



Picaporte de 70 mm descentrado

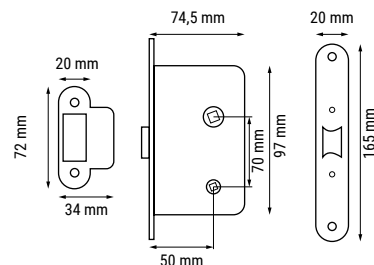


Ref.	Acabado
10045	HN
10049	HL
10038	BI
10039	NE
10017	IN
10027	B





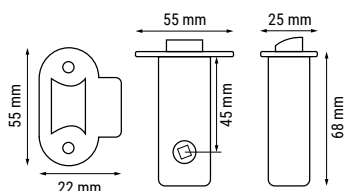
Picaporte de 70 mm con rodamientos



Ref.	Acabado
10009	IN
10019	LS
10010	NE
10020	B



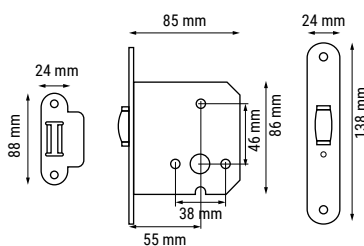
Picaporte tubular



Ref.	Acabado
10032	HN



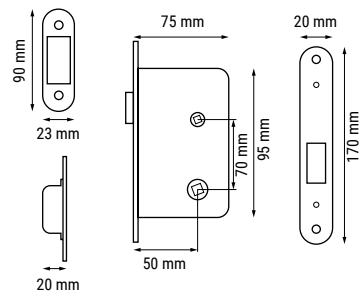
Picaporte rodillo



Ref.	Acabado
4000	HN
4001	ID



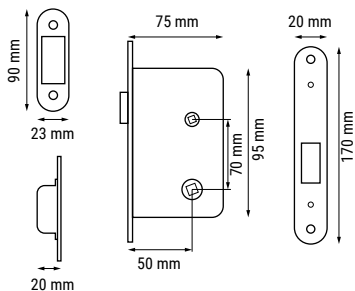
Picaporte magnético unificado



Ref.	Acabado
10033	HN
10051	LS
10011	NE



Picaporte magnético

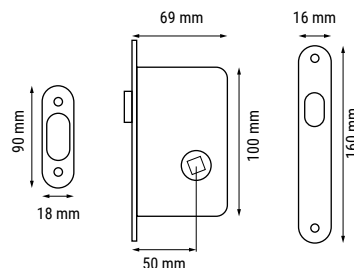


Ref.	Acabado
10014	IN
10013	NE
10015	LS
10016	B





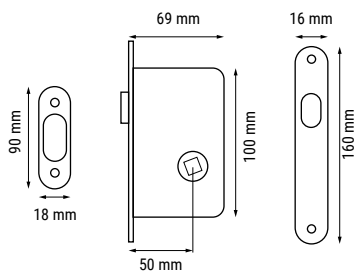
Kit corredera con condena



Ref.	Acabado
7031	NS
7032	LS
7060	BI
7100	NE
7114	B



Kit corredera cuadrado con condena

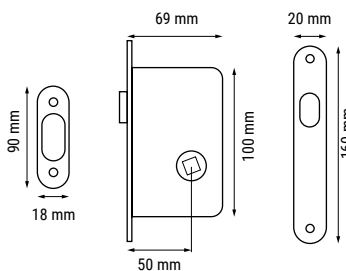


Ref.	Acabado
7054	NS
7057	NE

1.5. Kit bombillo frente de 20 mm



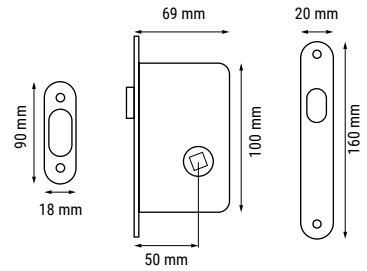
Kit corredera con bombillo



Ref.	Acabado
7061	NS
7067	LS
7068	NE



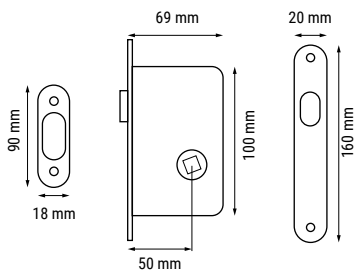
Kit corredera con condensa



Ref.	Acabado
7084	NS
7086	LS
7184	NE
7160	BI
7161	B



Kit corredera cuadrado con condensa

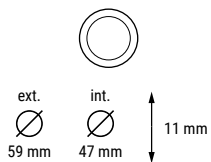


Ref.	Acabado
7154	NS
7053	NE





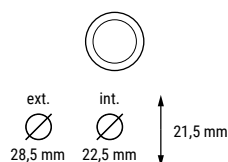
Cazoleta corredera



Ref.	Acabado
7049	NS



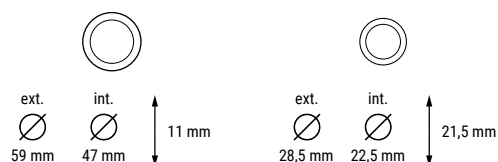
Uñero corredera



Ref.	Acabado
7037	NS



Kit completo sencillo

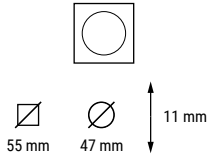


Ref.	Acabado
7107	NS
7044	LS
7085	PB
7106	BI
7105	NE
7113	B





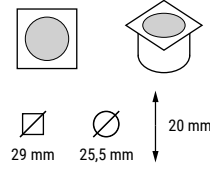
Cazoleta corredera cuadrada



Ref.	Acabado
7049	NS



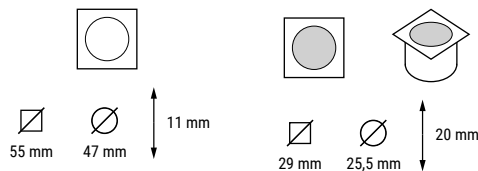
Uñero corredera



Ref.	Acabado
7056	NS



Kit completo sencillo



Ref.	Acabado
7066	NS
7059	NE



Kit puerta de madera

Ref.	Acabado
12023	IN 304



Kit puerta de cristal

Ref.	Acabado
12024	IN 304





Kit granero con freno

Ref.	Acabado
12025	NE



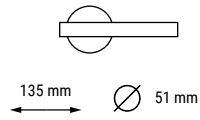
2

Manillería

2.1.	Manillas de aluminio con roseta redonda	34
2.2.	Manillas de Zamak con roseta redonda	41
2.3.	Manillas de aluminio con roseta cuadrada	48
2.4.	Manillas de Zamak con roseta cuadrada	51
2.5.	Manillas de placa	57
2.6.	Manillas clásicas y manillones	61
2.7.	Manillas rústicas	65
2.8.	Manillas roseta acero inox.	67
2.9.	Manillones	73
2.10.	Muletillas	81
2.11.	Bocallaves, placa de limpieza	85
2.12.	Manillón doble acero inox.	88



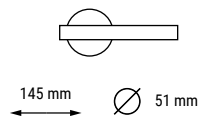
Manilla Ola



Ref.	Acabado
4006	NS
4165	LS
4306	NE



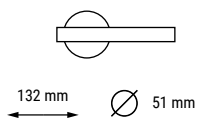
Manilla Lluna



Ref.	Acabado
4010	NS



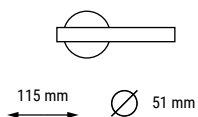
Manilla Elegant



Ref.	Acabado
4008	NS
4221	NE



Manilla Índalo

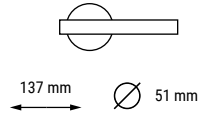


Ref.	Acabado
4220	NS



DM
DiMani

Manilla Índalo
roseta 01

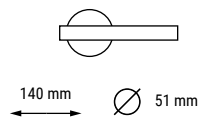


Ref.	Acabado
4062	NS



DM
DiMani

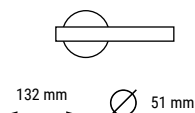
Manilla Castellón



Ref.	Acabado
4063	NS



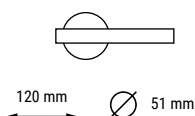
Manilla Olimpo



Ref.	Acabado
4214	NS



Manilla Cubo

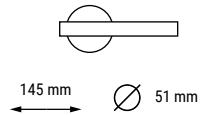


Ref.	Acabado
4238	NS



DiMani

Manilla Icaro

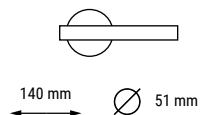


Ref.	Acabado
4137	NS



DiMani

Manilla Arán

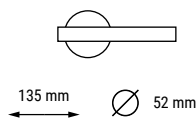


Ref.	Acabado
4179	NS



DiMani

Manilla Maia

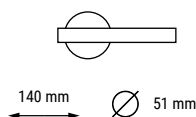


Ref.	Acabado
4242	NS
4243	NE
4244	PB



DiMani

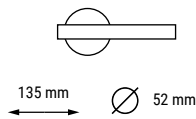
Manilla Pegaso



Ref.	Acabado
4210	NS
4139	PB



Manilla Dona

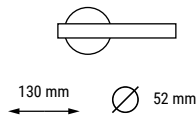


Ref.	Acabado
4044	NE
4240	B





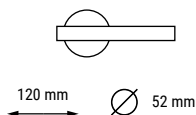
Manilla Elegant



Ref.	Acabado
4208	LS
4231	NE



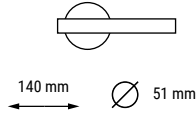
Manilla Índalo
roseta 01



Ref.	Acabado
4005	NS



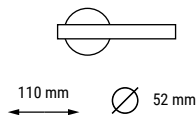
Manilla Castellón



Ref.	Acabado
4065	NS



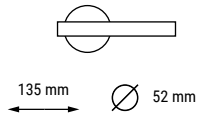
Manilla Astun



Ref.	Acabado
4180	NB



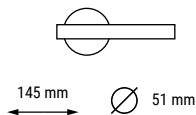
Manilla Challenger



Ref.	Acabado
4122	NS



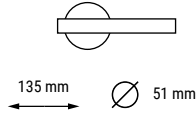
Manilla Delta



Ref.	Acabado
4152	NS



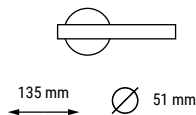
Manilla Lucena



Ref.	Acabado
4153	NB



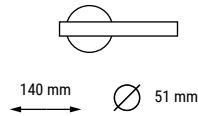
Manilla Dayjo



Ref.	Acabado
4154	NB



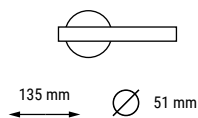
Manilla Gador



Ref.	Acabado
4149	NB



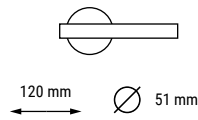
Manilla Ola



Ref.	Acabado
4112	LS
4091	NS
4100	PB
4093	BI



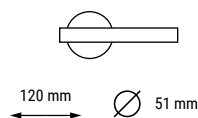
Manilla Lluna
roseta 01



Ref.	Acabado
4106	LS
4110	PB
4089	NS



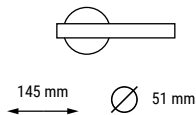
Manilla Cubo



Ref.	Acabado
4230	NS
4229	NE



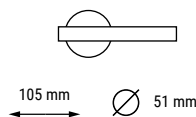
Manilla Icaro



Ref.	Acabado
4232	NB



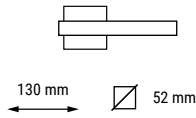
Manilla Granada



Ref.	Acabado
4235	NS
4236	PVD
4237	BI



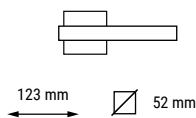
Manilla Elegant
cuadrada



Ref.	Acabado
4048	NS



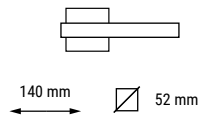
Manilla Cubo
cuadrada




Ref.	Acabado
4138	NS
4223	NE



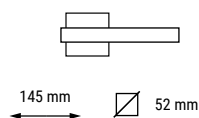
Manilla Índalo
cuadrada



Ref.	Acabado
4183	NS



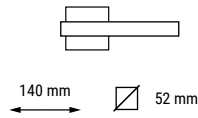
Manilla Dominó
cuadrada



Ref.	Acabado
4162	NS



Manilla Nikon

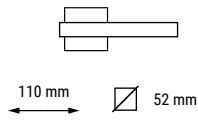


Ref.	Acabado
4216	NS





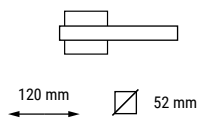
Manilla Elegant



Ref.	Acabado
4248	LS
4032	NE



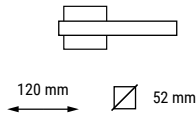
Manilla Cubo



Ref.	Acabado
4225	NS
4226	NE



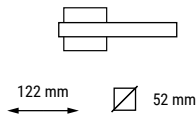
Manilla Índalo



Ref.	Acabado
4283	NS



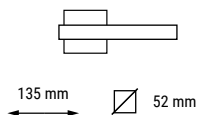
Manilla Mar



Ref.	Acabado
4212	NS



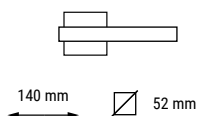
Manilla Gala




Ref.	Acabado
4178	NB



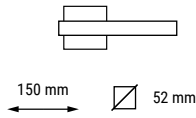
Manilla Zamora




Ref.	Acabado
4177	NS



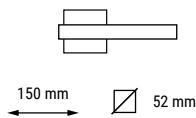
Manilla Sapri



Ref.	Acabado
4103	NB



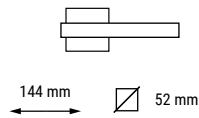
Manilla Forti




Ref.	Acabado
4102	NB



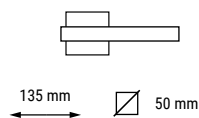
Manilla Bosco



Ref.	Acabado
4104	NS



Manilla Hermes

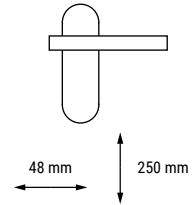


Ref.	Acabado
4211	NB





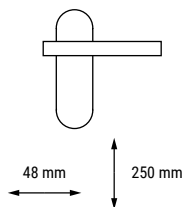
Manilla Ola



Ref.	Acabado
4007	NS
4166	LS
4176	BI
5027	AI
4175	NE



Manilla Lluna



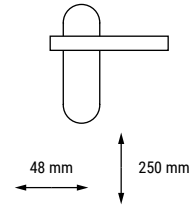
Ref.	Acabado
4011	NS
4155	PB





DiMani

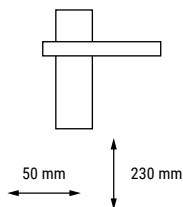
Manilla Elegant



Ref.	Acabado
4009	NS
4239	NE

DiMani

Manilla Elegant rectangular



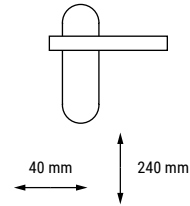
Ref.	Acabado
4049	NS





DiMani

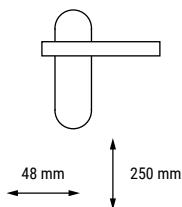
Manilla Cubo



Ref.	Acabado
4203	NS

DiMani

Manilla Índalo



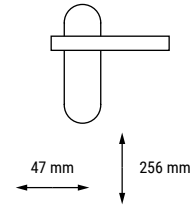
Ref.	Acabado
4087	NS





DiMani

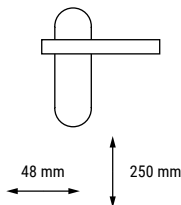
Manilla Salamanca



Ref.	Acabado
6056	NS

DiMani

Manilla Castellón



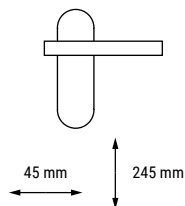
Ref.	Acabado
4064	NS





DiMani

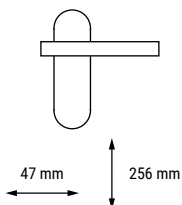
Manilla Sara



Ref.	Acabado
6057	HD

DiMani

Manilla Salamanca



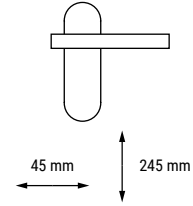
Ref.	Acabado
6058	HD





DiMani

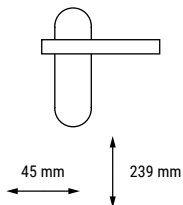
Manilla Apolo



Ref.	Acabado
6043	HD

DiMani

Manilla Omega

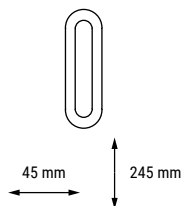


Ref.	Acabado
6051	HD





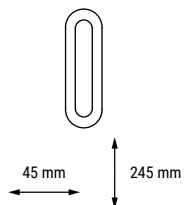
Manillón Sara



Ref.	Acabado
6050	HD



Manillón Apolo



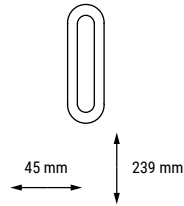
Ref.	Acabado
6058	HD





DM
DiMani

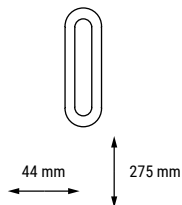
Manillón Omega



Ref.	Acabado
6053	HD

DM
DiMani

Manillón Castellano



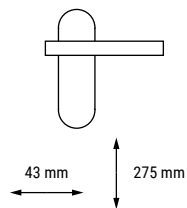
Ref.	Acabado
6055	NE





DM
DiMani

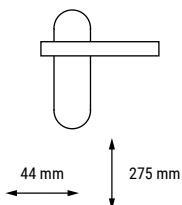
Manilla Alcázar



Ref.	Acabado
4209	NE

DM
DiMani

Manilla Castellana

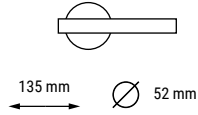


Ref.	Acabado
6054	NE





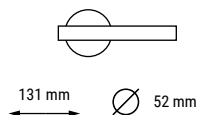
Manilla Toledo



Ref.	Acabado
4219	NB



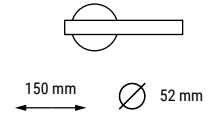
Manilla Porcelana



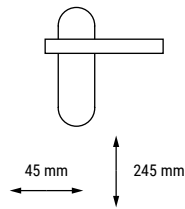
Ref.	Acabado
4234	BP



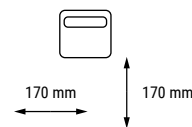
Manilla L curva



Ref.	Acabado
5014	IN
5085	IN 304
5214	IN NE



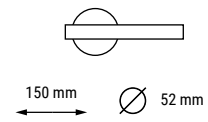
Ref.	Acabado
5031	IN



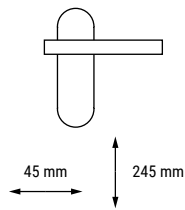
Ref.	Acabado
5039	IN



Manilla L recta



Ref.	Acabado
5029	IN
5129	IN 304
5229	IN NE
5232	B

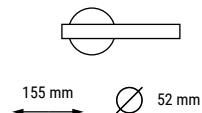


Ref.	Acabado
5032	IN

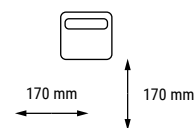




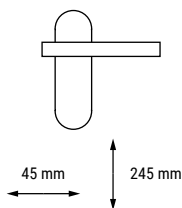
Manilla U



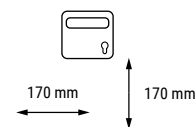
Ref.	Acabado
5030	IN
5130	IN 304
5231	IN NE



Ref.	Acabado
5040	IN



Ref.	Acabado
5033	IN

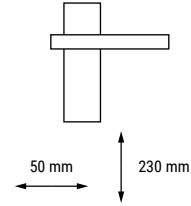


Ref.	Acabado
5004	IN



DiMani

**Manilla U
placa rectangular**

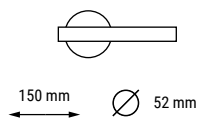


Ref.	Acabado
5009	IN



DiMani

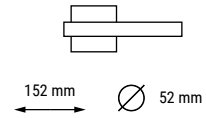
Manilla Arco



Ref.	Acabado
5026	IN

DiMani

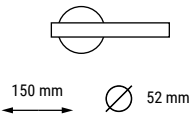
Manilla L cuadrada



Ref.	Acabado
5001	IN

DiMani

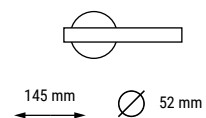
Manilla Onddi



Ref.	Acabado
5104	IN

DiMani

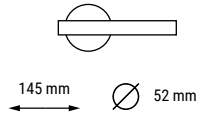
Manilla Future



Ref.	Acabado
5021	IN



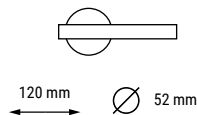
Manilla Ola



Ref.	Acabado
5015	IN



Manilla Elegant



Ref.	Acabado
5107	IN



DM
DiMani

Manillón Curvo



∅ 52 mm

Ref.	∅	Acabado
5034	150 mm	IN
5035	200 mm	IN
5036	200 mm	IN NE

DM
DiMani

Manillón recto



∅ 52 mm

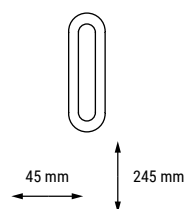
200 mm

Ref.	Acabado
5011	IN



DM
DiMani

Manillón placa Oval

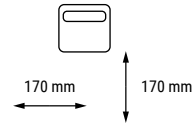


Ref.	Acabado
5045	IN



DM
DiMani

Manillón placa 17 x 17

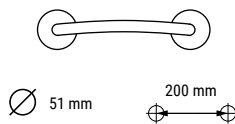


Ref.	Acabado
5066	IN



DM
DiMani

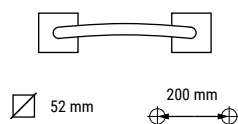
Manillón Ola




Ref.	Acabado
5028	IN



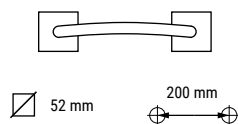
Manillón Lux
roseta cuadrada



Ref.	Acabado
4120	IN



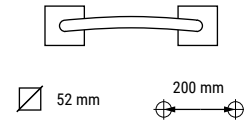
Manillón cuadrado
roseta cuadrada



Ref.	Acabado
5082	IN



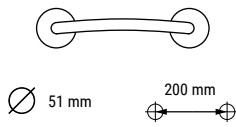
Manillón Elegant
roseta cuadrada



Ref.	Acabado
4026	NS



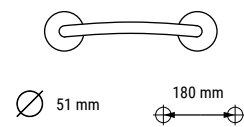
Manillón Ola



Ref.	Acabado
4302	NE
4202	NS



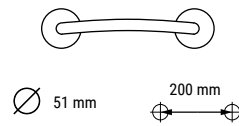
Manillón Índalo



Ref.	Acabado
4187	NB



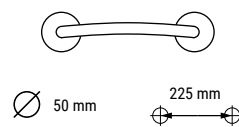
Manillón Elegant



Ref.	Acabado
4077	NS
4143	LS
4277	NE



Manillón Maia

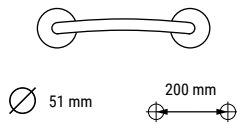


Ref.	Acabado
4046	LS
4045	NS
4043	NE



DM
DiMani

Manillón Ola

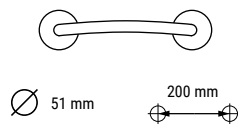


Ref.	Acabado
4402	NE
4202	NS
4054	LS
4056	PB
4109	BI



DM
DiMani

Manillón Castellón
roseta bicolor

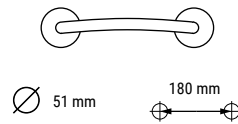


Ref.	Acabado
4021	IN



DiMani

Manillón Índalo
roseta 01

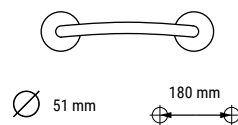


Ref.	Acabado
4060	NB



DiMani

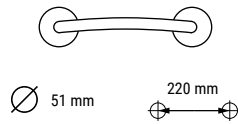
Manillón Índalo



Ref.	Acabado
4003	NB



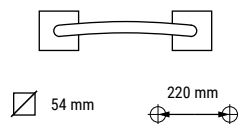
Manillón Luna
roseta 01



Ref.	Acabado
4004	NS



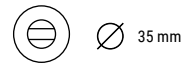
Manillón Cubo
roseta cuadrada



Ref.	Acabado
4438	NE
4338	NS



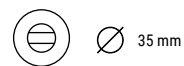

Muletilla y desbloqueo 35 mm



Ref.	Acabado
5041	IN




Muletilla y desbloqueo 35 mm

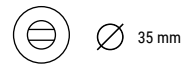


Ref.	Acabado
4076	NS
4033	PB
4095	BI
4059	LS
4222	NE
4072	B





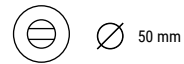
**Muletilla y desbloqueo
pequeña redondeada
35 mm**



Ref.	Acabado
4029	NS
4156	PB
4127	LS



**Muletilla y desbloqueo
grande 50 mm**



Ref.	Acabado
4075	NS
5022	NE
5042	IN



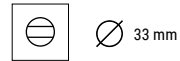
**Muletilla y desbloqueo
roseta 01 50 mm**



Ref.	Acabado
4073	NS



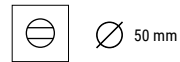

Muletilla y desbloqueo cuadrada pequeña



Ref.	Acabado
4061	NS
4224	NE




Muletilla y desbloqueo cuadrada grande



Ref.	Acabado
4028	NS




Muletilla y desbloqueo para placa



Ref.	Acabado
5044	NS
6013	LS
5046	NE



DM
DiMani

Muletilla y desbloqueo libre/ocupado

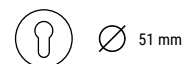
⊖ ∅ 52 mm

Ref.	Acabado
5058	IN





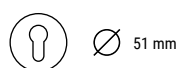
Bocallave puerta de paso



Ref.	Acabado	Ref.	Acabado
4074	NS	4198	BI
4057	LS	4274	AN
4058	PB	4275	ZN



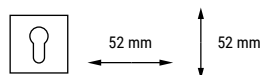
Bocallave puerta de paso roseta 01



Ref.	Acabado
4078	NS



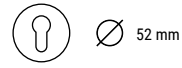
Bocallave cuadrada puerta de paso



Ref.	Acabado
4027	NS



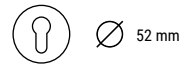
Bocallave puerta de interior



Ref.	Acabado
8100	IN



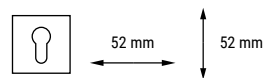
Bocallave multifunción



Ref.	Acabado
5086	IN



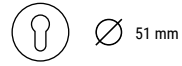
Bocallave cuadrada multifunción



Ref.	Acabado
5095	IN



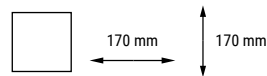
Bocallave ciega



Ref.	Acabado
5088	IN



Placa de limpieza



Ref.	Acabado
5008	IN



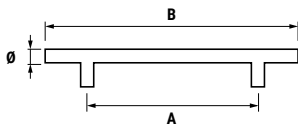
Manillón doble cuadrado



Ref.	A	L	Acabado
3106	25	225	IN
3107	25	400	IN
3108	25	600	IN
3109	25	1.000	IN



Manillón doble redondo



Ref.	Ø	A	B	Acabado
3114	19	150	300	IN
3115	20	200	350	IN
3110	30	400	—	IN
3112	30	800	—	IN
3113	30	1.800	—	IN

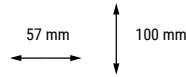
3

Herrajes y complementos para puertas

3.1. Pernios	90
3.2. Bisagras	93
3.3. Pomos	95
3.4. Mirillas	96
3.5. Topes	97



Pernio de hierro sin remate



Ref.	Apertura	Acabado
8022	Dcha.	HN
8047	Izq.	HN
8165	Dcha.	HL
8166	Izq.	HL



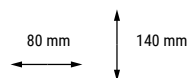
Pernio de hierro sin remate



Ref.	Apertura	Acabado
8422	Dcha.	NE
8447	Izq.	NE
8174	Dcha.	BI
8175	Izq.	BI



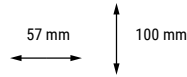
Pernio sin remate



Ref.	Apertura	Acabado
8171	Dcha.	HN
8172	Izq.	HN



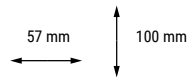
Pernio hierro con remate



Ref.	Apertura	Acabado
8265	Dcha.	LM
8266	Izq.	LM
8176	Dcha.	BI
8177	Izq.	BI



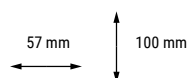
Pernio laminado con remate



Ref.	Apertura	Acabado
8075	Dcha.	NE
8076	Izq.	NE



Pernio de 100 inox.



Ref.	Apertura	Acabado
8079	Dcha.	IN
8080	Izq.	IN
8119	Dcha.	NE
8118	Izq.	NE



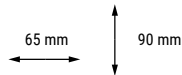
Pernio de 90 x 65 inox.



Ref.	Apertura	Acabado
8085	Dcha.	IN
8086	Izq.	IN
8285	Dcha.	NE
8286	Izq.	NE
8385	Dcha.	ID
8386	Izq.	ID



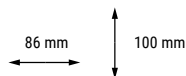
**Pernio de 90 x 65 inox.
pala separada**



Ref.	Apertura	Acabado
8089	Dcha.	IN
8090	Izq.	IN



Pernio RF 100 x 86 inox.



Ref.	Apertura	Acabado
8193	Dcha.	IN
8194	Izq.	IN




Bisagra de seguridad sin remate canto redondo




Ref.	Acabado
8028	HN
8144	HL
8189	IN
8029	NE



Bisagra de seguridad con remate canto redondo



Ref.	Acabado
8032	HN
8033	HL
8058	NE
8059	C



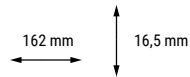
Bisagra de seguridad con remate canto recto



Ref.	Acabado
8031	HN
8190	HL



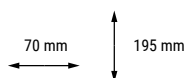
Pasador de embutir



Ref.	Acabado
7088	HN
7089	HL



Bisagra de doble acción

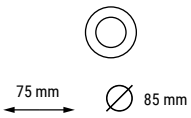


Ref.	Acabado
8115	P
8114	O



DM
DiMani

Pomo puerta Aros

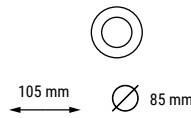


Ref.	Acabado
5070	IN
6070	PVD



DM
DiMani

Pomo puerta Bola

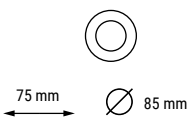


Ref.	Acabado
6030	IN



DM
DiMani

Pomo puerta Seta

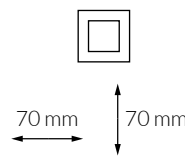


Ref.	Acabado
6031	IN
6033	NE



DM
DiMani

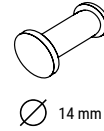
Pomo Cubo



Ref.	Acabado
6032	IN



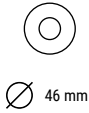
Mirilla 35-60 con tapa



Ref.	Acabado
2035	N
2034	L
2040	NE
2039	ND



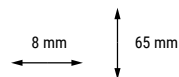
Embellecedor de mirilla



Ref.	Acabado
2037	N
2036	L



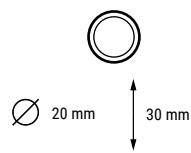
Cuadradillo expansivo



Ref.
4107



Topo cilíndrico

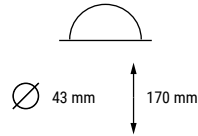


Ref.	Acabado
4141	NS
4206	IN
4241	NE





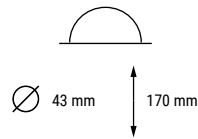
| Tope Lux adhesivo



Ref.	Acabado
2134	NS



| Tope Lux atornillable



Ref.	Acabado
2107	NS




4

Herrajes de cocina, mueble y armario

4.1. Bisagras	100
4.2. Escurreplatos	101
4.3. Pantalonero, zapateos, percheros y cuelgaperchas	102
4.4. Poleas de armario y soporte	104
4.5. Tiradores de armario y cocina	105
4.6. Guías para cajón	109
4.7. Patas de mesa y pasacables	118



Bisagra cazoleta con clip y pistón

∅ 35 mm  105°



Ref.	Tipo
1162	Recta



Ref.	Tipo
1163	Acodada



Ref.	Tipo
1164	Superacodada




Ref.	Tipo
1165	Recta



Ref.	Tipo
1166	Acodada

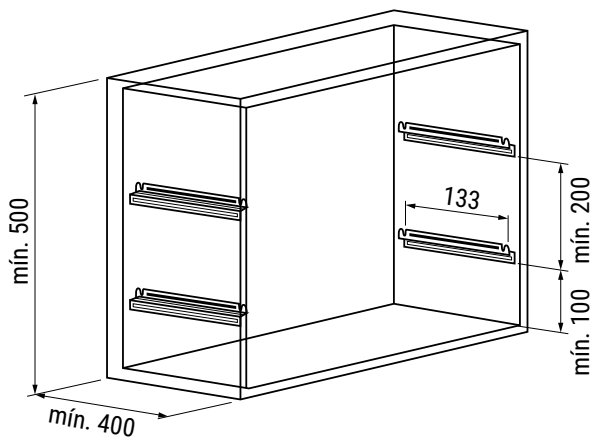


Bisagra cazoleta + Base 3D 165 con pistón

∅ 35 mm  165°



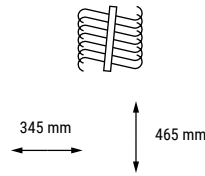
Escurreplatos inox.



Ref.	Medida
1172	500 mm
1153	600 mm
1154	700 mm
1155	800 mm
1156	900 mm



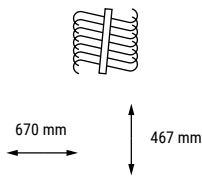
Pantalonero extraíble con goma



Ref. 1069



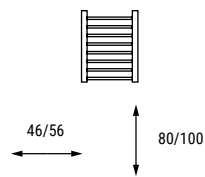
Pantalonero extraíble doble con goma



Ref. 1072



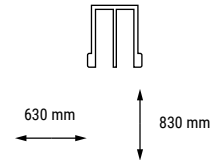
Zapatero extraíble con freno



Ref.	Medida
1073	400-600 mm
1119	600-1.000 mm



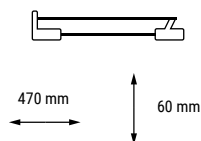
Perchero abatible



Ref.	Medida	Color
1126	60-83 cm	P
1127	83-115 cm	P
1090	60-83 cm	NE
1092	83-115 cm	NE



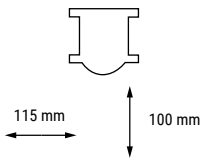
Cuelgaperchas extraíble



Ref.	Medida
1120	250 cm
1121	300 cm
1122	350 cm
1123	400 cm
1124	450 cm
1125	500 cm



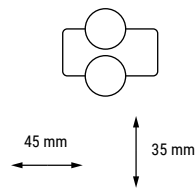
Rueda inferior de armario



Ref.	Caract.
2028	Macho
2027	Hembra



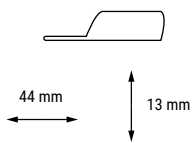
Rueda inferior de armario



Ref.
2029



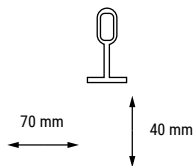
Soporte lateral tubo armario



Ref.	Color
2158	P
2258	CR



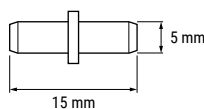
Soporte central tubo armario



Ref.	Caract.
2159	P
2259	CR



Soporte balda eje 5 mm



Ref.	Color
2038	N



Tirador barra redonda inox.



Ref.	Medida	Ref.	Medida
3043	96 mm	3047	224 mm
3044	128 mm	3048	256 mm
3045	160 mm	3049	288 mm
3046	192 mm		



Tirador barra cuadrada inox.



Ref.	Medida	Ref.	Medida
3008	128 mm	3011	224 mm
3092	160 mm	3012	256 mm
3093	192 mm	3013	288 mm



Tirador Fine



Ref.	Medida
3068	128 mm
3069	160 mm




Tirador Dema



Ref.	Medida
3070	128 mm
3071	160 mm



Tirador Smart



Ref.	Medida
3009	128 mm
3010	160 mm



Tirador Onda



Ref.	Medida
3087	128 mm
3088	160 mm






Tirador Bola

Ref.	Medida	Acabado
3079	25 mm	NS
3081	30 mm	NS



Tirador Seta

Ref.	Medida	Acabado
3001	30 mm	NS




Tirador Uñero

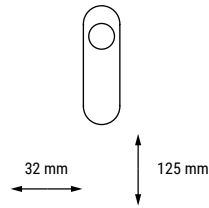


Ref.	Medida	Acabado
3083	14 mm	NS
3084	20 mm	NS
3082	25 mm	NS
3100	20 mm	IN
3101	25 mm	IN



DM
DiMani

Tirador Omega

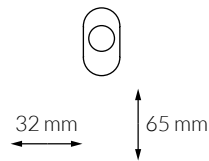


Ref.	Acabado
4204	LP

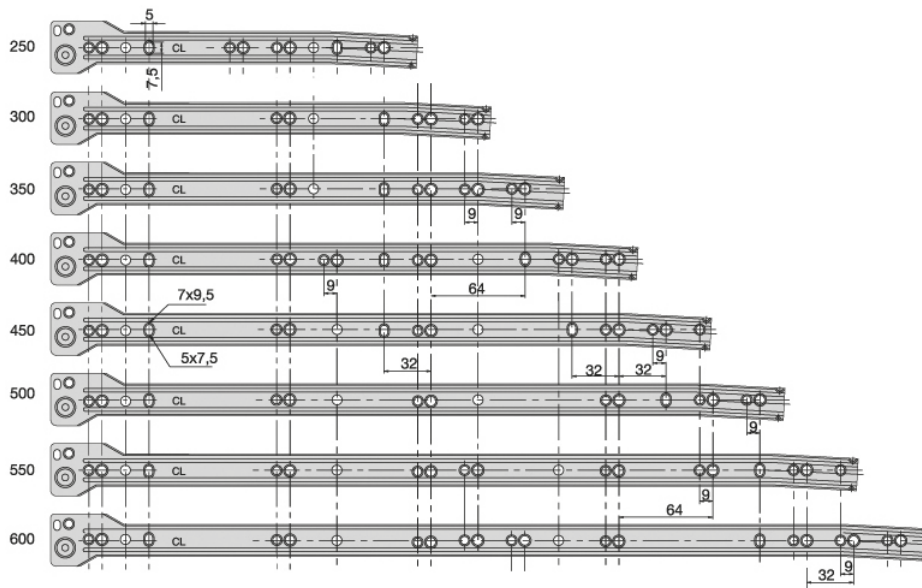


DM
DiMani

Tirador maletero Omega



Ref.	Acabado
4147	LP



Guía estándar para cajón

• Peso máx.: 25 kg

Ref.	Medida	Color
2207	250 mm	B
2166	300 mm	B
2167	350 mm	B
2168	400 mm	B
2169	450 mm	B
2170	500 mm	B
2171	550 mm	B
2172	600 mm	B

Ref.	Medida	Color
2208	250 mm	MR
2173	300 mm	MR
2174	350 mm	MR
2175	400 mm	MR
2176	450 mm	MR
2177	500 mm	MR
2178	550 mm	MR
2179	600 mm	MR



HD BOX Slim-13

- Cierre progresivo y silencioso
- Carga máx.: 40 kg
- Regulación 3D del frente, lateral, altura e inclinación (± 2 mm).
- Mayor capacidad de carga gracias a los laterales rectos sin ningún suplemento.
- Baja resistencia a la apertura y deslizamiento sobre rodillo muy suave.
- Cajón estable y silencioso con cierre progresivo (mismo con carga).
- Guía plana que aporta mayor altura interior útil y sin pérdida de capacidad en la parte inferior del cajón.



Color **GA**

Ref.	Fondo	Altura
1130	300 mm	
1135	350 mm	
1140	400 mm	84 mm
1145	450 mm	
5084	500 mm	
5584	550 mm	

Ref.	Fondo	Altura
1230	300 mm	
3500	350 mm	
1240	400 mm	116 mm
1245	450 mm	
1250	500 mm	
1255	550 mm	

Ref.	Fondo	Altura
1330	300 mm	
1335	350 mm	
1340	400 mm	167 mm
1345	450 mm	
1350	500 mm	
1355	550 mm	

Ref.	Fondo	Altura
1430	300 mm	
1435	350 mm	
1440	400 mm	199 mm
1445	450 mm	
1450	500 mm	
1455	550 mm	

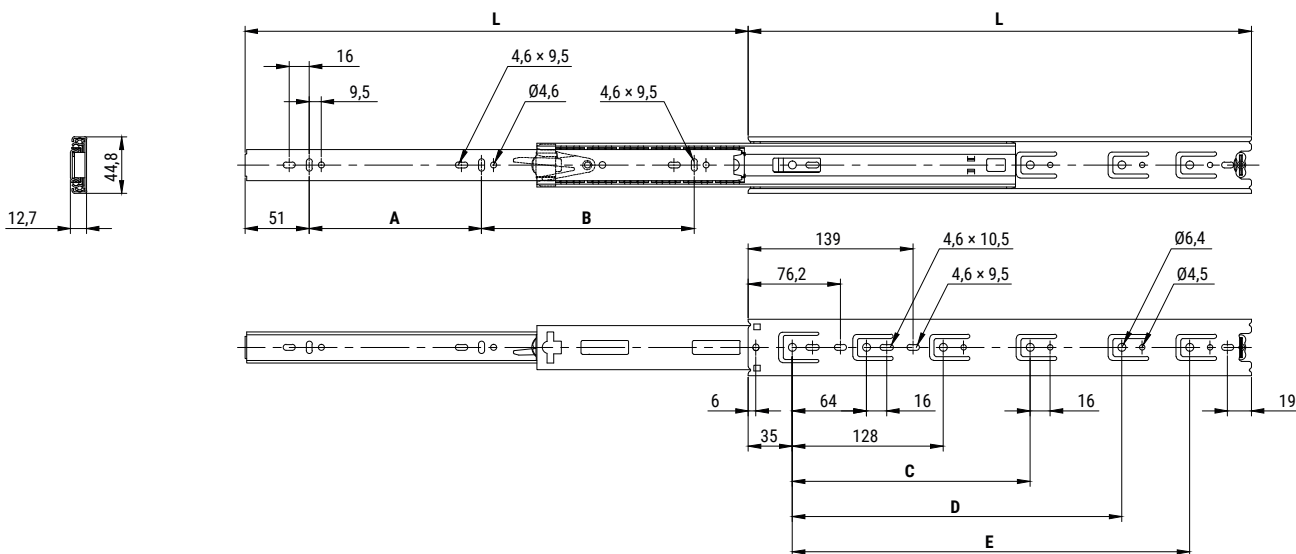
Color **B**

Ref.	Fondo	Altura
2130	300 mm	
2135	350 mm	
2140	400 mm	84 mm
2145	450 mm	
5184	500 mm	
2155	550 mm	

Ref.	Fondo	Altura
2230	300 mm	
3501	350 mm	
2240	400 mm	116 mm
2245	450 mm	
2250	500 mm	
2255	550 mm	

Ref.	Fondo	Altura
2330	300 mm	
2335	350 mm	
2340	400 mm	167 mm
2345	450 mm	
2350	500 mm	
2355	550 mm	

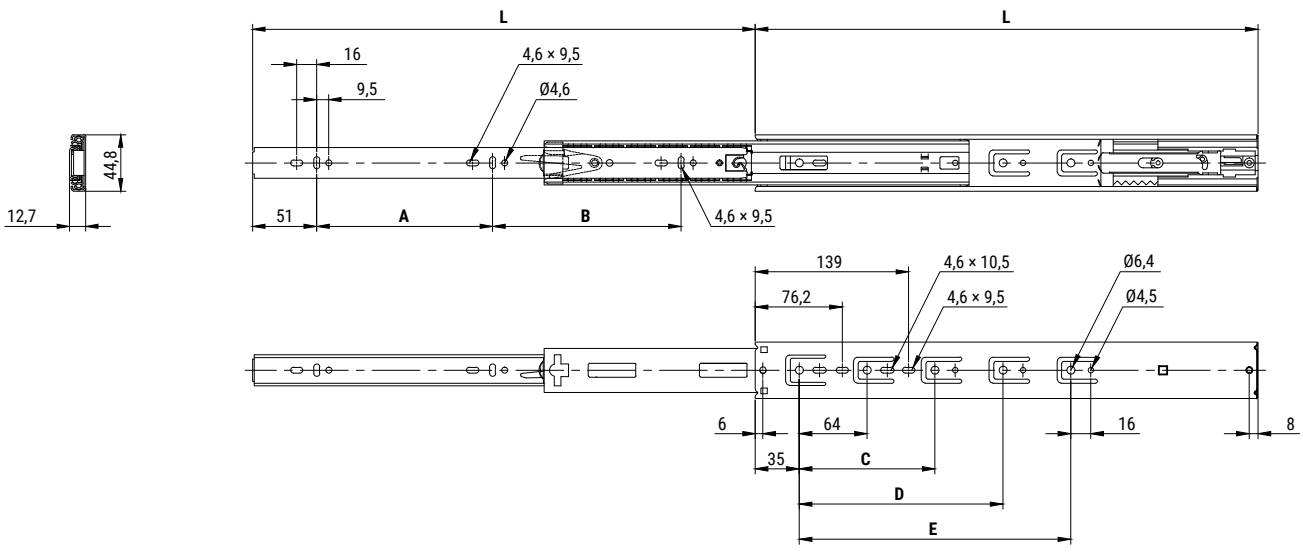
Ref.	Fondo	Altura
2430	300 mm	
2435	350 mm	
2440	400 mm	199 mm
2445	450 mm	
2450	500 mm	
2455	550 mm	



Guía telescópica de extracción total

- Extracción total
- Peso máx.: 45 kg

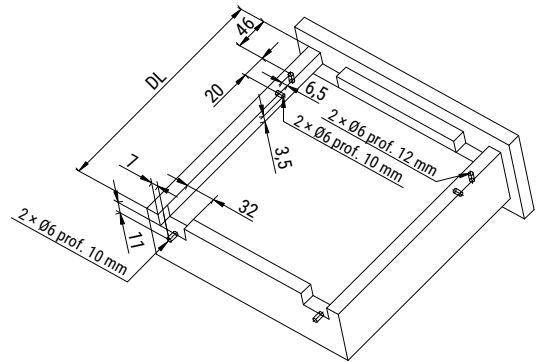
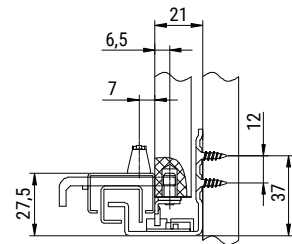
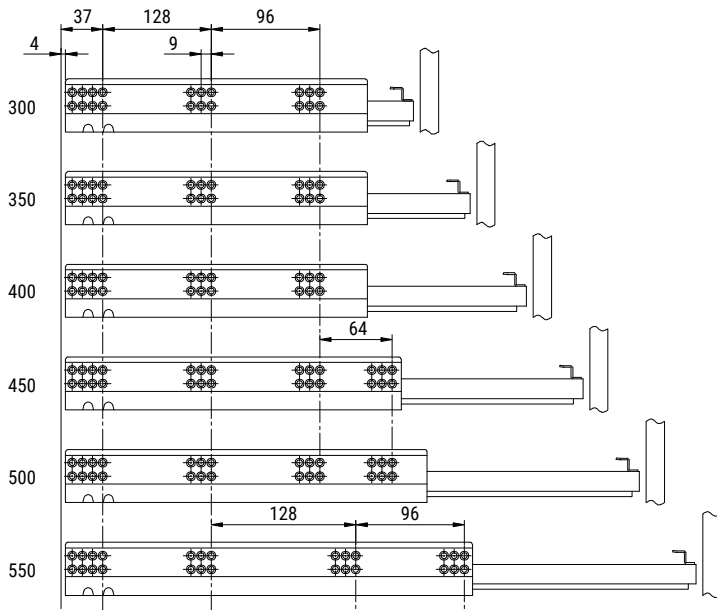
Ref.	L	A	B	C	D	E
2185	250 mm	176 mm	—	—	—	—
2160	300 mm	96 mm	128 mm	224 mm	—	—
2161	350 mm	128 mm	128 mm	224 mm	—	—
2162	400 mm	160 mm	160 mm	224 mm	228 mm	—
2163	450 mm	160 mm	192 mm	224 mm	352 mm	—
2164	500 mm	192 mm	224 mm	224 mm	352 mm	416 mm
2165	550 mm	224 mm	224 mm	224 mm	352 mm	416 mm
2210	600 mm	256 mm	256 mm	224 mm	352 mm	480 mm
2209	700 mm	288 mm	288 mm	224 mm	352 mm	544 mm



Guía telescópica de extracción total con amortiguador

- Extracción total
- Cierre suave
- Peso máx.: 45 kg

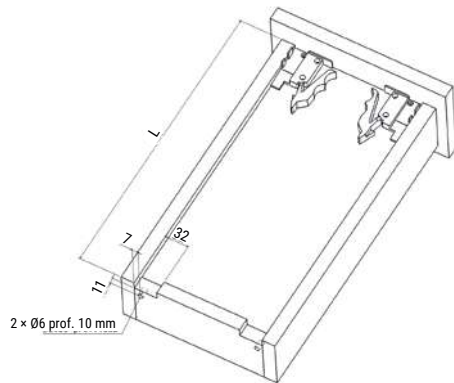
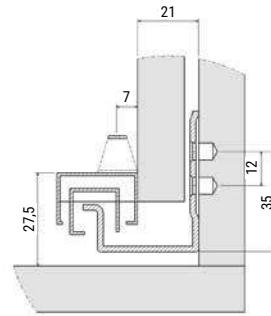
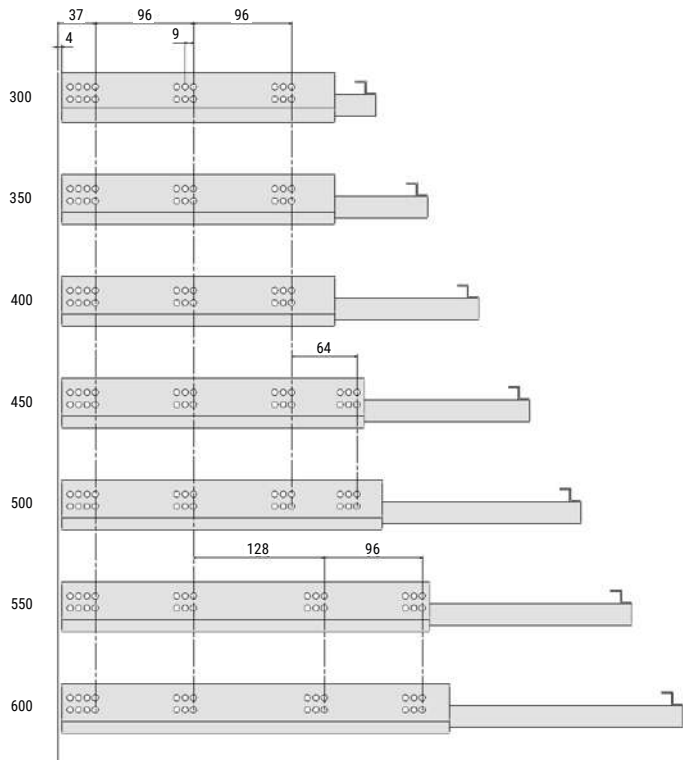
Ref.	L	A	B	C	D	E
2049	300 mm	96 mm	—	—	—	—
2050	350 mm	128 mm	—	128 mm	—	—
2051	400 mm	160 mm	—	128 mm	—	—
2052	450 mm	160 mm	160 mm	128 mm	224 mm	—
2053	500 mm	160 mm	192 mm	128 mm	224 mm	288 mm
2054	600 mm	224 mm	224 mm	1284 mm	224 mm	352 mm



Guía cuadro con tetón

- Extracción total
- Cierre suave
- Peso máx.: 30 kg

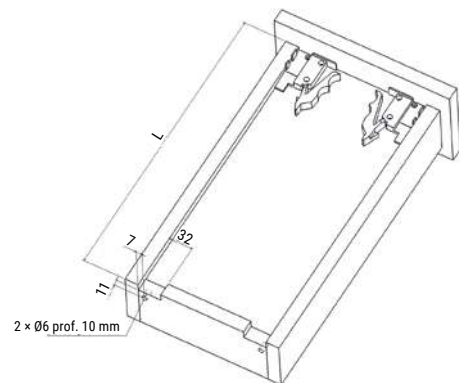
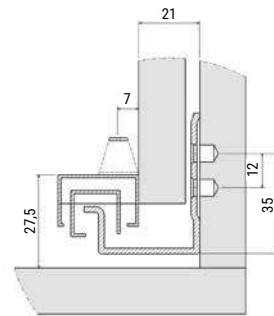
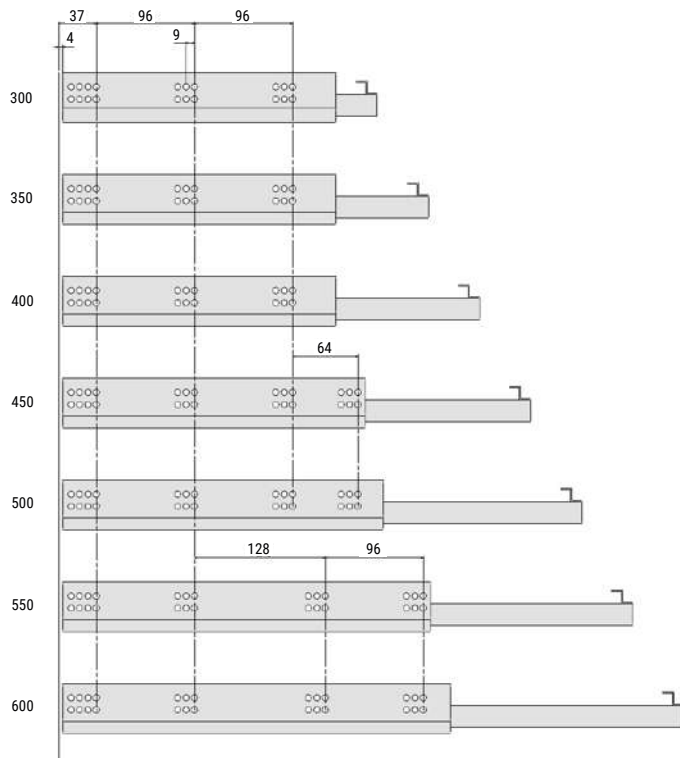
Ref.	Medida	Ref.	Medida
2270	270 mm	2190	450 mm
2187	300 mm	2191	500 mm
2188	350 mm	2199	550 mm
2189	400 mm		



Guía cuadro con gatillo

- Extracción total
- Cierre suave
- Peso máx.: 30 kg

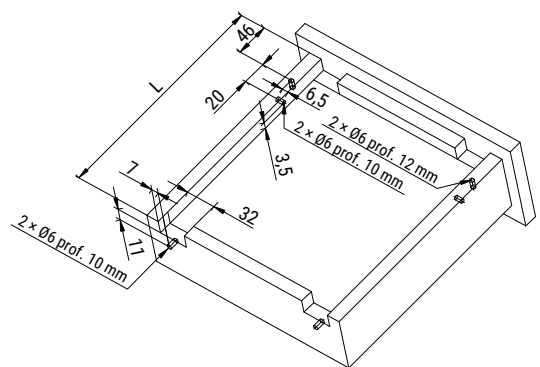
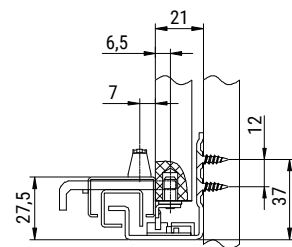
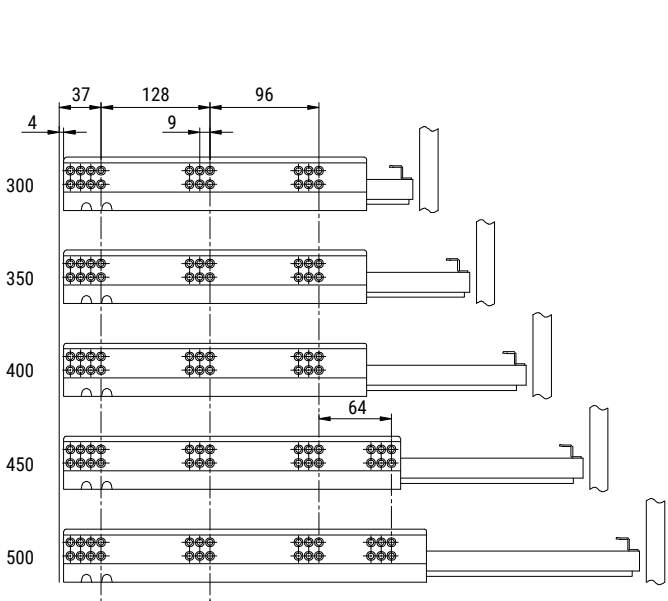
Ref.	Medida	Ref.	Medida
2271	270 mm	2195	450 mm
2192	300 mm	2196	500 mm
2193	350 mm	2197	550 mm
2195	400 mm	2198	600 mm



Guía cuadro push con gatillo

- Extracción total
- Cierre suave
- Peso máx.: 30 kg

Ref.	Medida	Ref.	Medida
2100	300 mm	2103	450 mm
2101	350 mm	2104	500 mm
2102	400 mm	2105	550 mm



Guía cuadro push

- Extracción total
- Sistema de expulsión al pulsar el cajón
- Peso máx.: 30 kg

Ref.	Medida	Ref.	Medida
2148	300 mm	2151	450 mm
2149	350 mm	2152	500 mm
2150	400 mm		



Pata de mesa

Ref.	Medida	Color
2200	710 mm	NM
2201	870 mm	NM

Ref.	Medida	Color
2213	710 mm	B
2214	870 mm	B

Ref.	Medida	Color
2215	710 mm	NE
2216	870 mm	NE



Pasacables

Ref.	Acabado
1095	NE
1096	B
1097	P



5

Herrajes de cabina



12009
12008



12004



12002



12017



12011



12005



12014

12012

12013



12010



12007
12006



12001

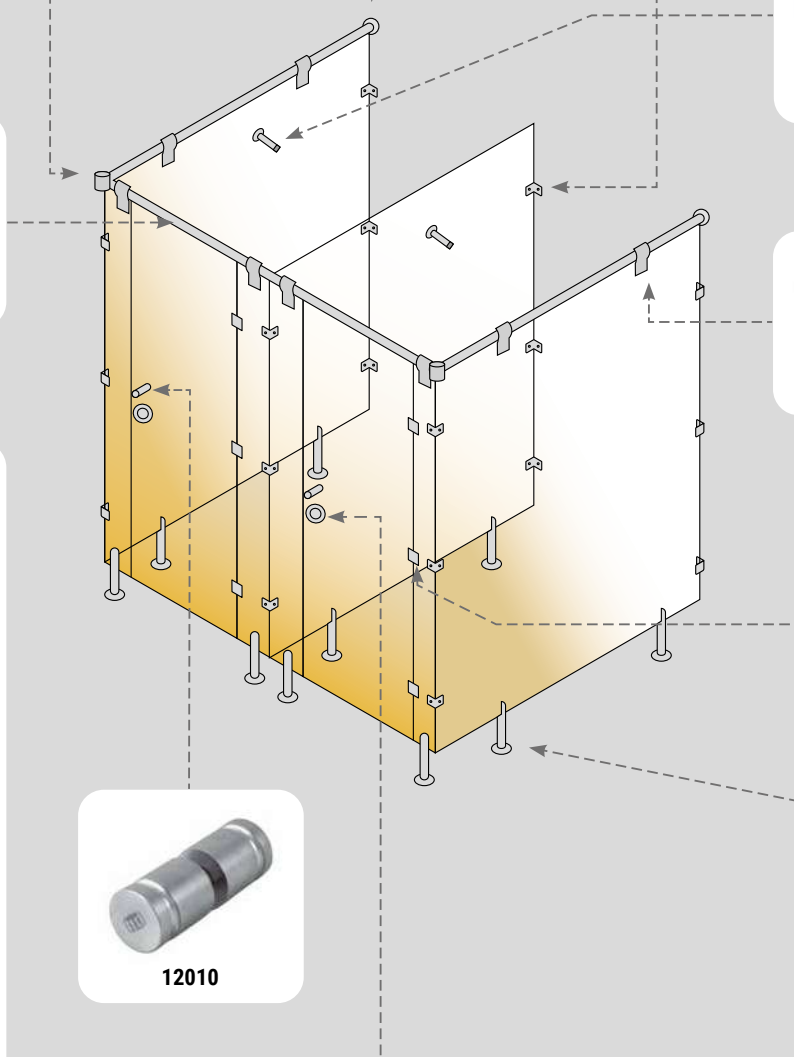


12003

12018

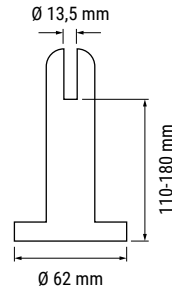
12020

12021





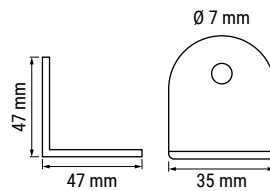
Soporte pata



Ref.	Acabado
12001	IN



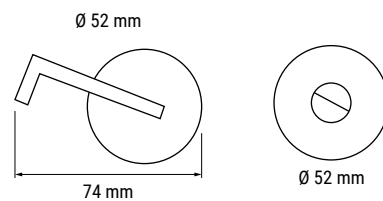
Ángulo de soporte



Ref.	Acabado
12002	IN



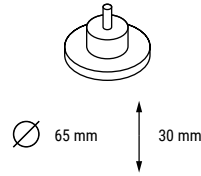
Muletilla con desbloqueo



Ref.	Acabado
12003	IN



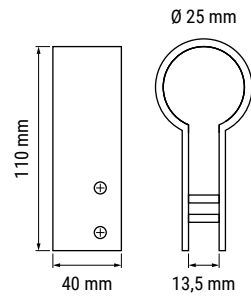
Soporte tubo pared



Ref.	Acabado
12004	IN



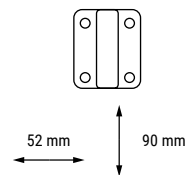
Soporte pinza



Ref.	Acabado
12005	IN



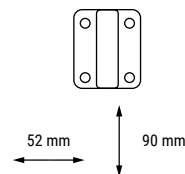
Bisagra con muelle



Ref.	Acabado
12006	IN



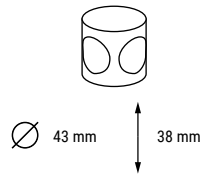
Bisagra sin muelle



Ref.	Acabado
12007	IN



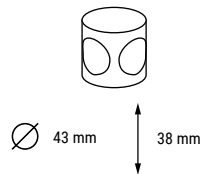
Conector 3 orificios



Ref.	Acabado
12008	IN



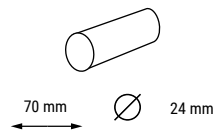
Conector 2 orificios



Ref.	Acabado
12009	IN



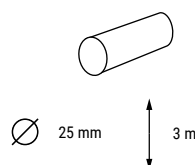
Tirador doble



Ref.	Acabado
12010	IN



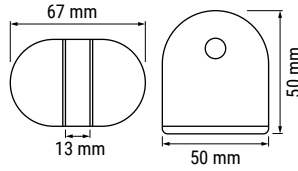
Tubo cabina



Ref.	Acabado
12011	IN



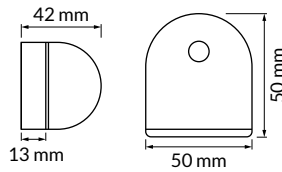
Soporte sujeción U con base



Ref.	Acabado
12012	IN



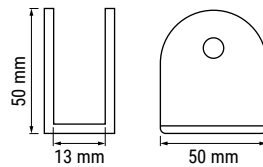
Soporte sujeción U con escuadra



Ref.	Acabado
12013	IN



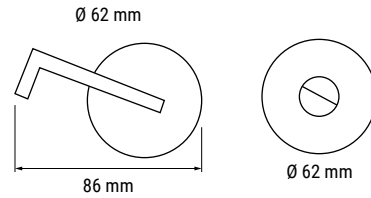
Soporte sujeción U sin base



Ref.	Acabado
12014	IN



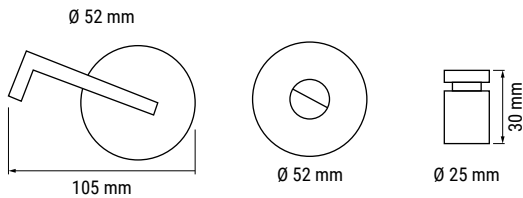
Muletilla con desbloqueo pestaña



Ref.	Acabado
12020	IN



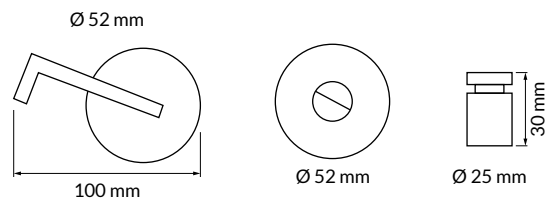
Muletilla para corredera gancho



Ref.	Acabado
12018	IN



Muletilla para corredera recta



Ref.	Acabado
12021	IN



Sistema corredera cabina

Ref.	Acabado
12026	IN





6

Adhesivos



Silicona acética

- Sellador monocomponente elástico
- Permanentemente elástico tras el curado
- Buena adherencia
- Para todo tipo de juntas
- Cartucho: 280 ml

Ref.	Color
117394	T
117395	B



Polímero MS TF EXPRESS

- Adhesivo elástico de polímero de nueva generación
- Máxima sujeción inicial (600 kg) y fuerte pegado elástico
- Formación de piel 10'
- Dureza Shore A: 65 (DIN 53505)
- Flexible 325%.
- Apto para superficies húmedas.
- Pintable

Ref.	Color
52503754	B



Kit cianocrilato + acelerador

- Adhesivo instantáneo materiales porosos (50 g)
- Activador para adhesivo instantáneo (150 ml): acelera el endurecimiento
- Es recomendable su uso en materiales porosos tales como madera, papel y cuero

Ref.
47315500



Adhesivo instantáneo

- Adhesivo instantáneo materiales porosos (50 g)

Ref.
47315501



Spray acelerador

- Activador para adhesivo instantáneo (150 ml): acelera el endurecimiento

Ref.
47315502

Distribuidores

PUNTOS DE VENTA



ASOCIADOS:





PARA MÁS INFORMACIÓN



Llámenos

93 832 98 01



E-mail

mostradorhosp@colellsa.com



Dirección

Avda. Maresme, 70 bis - Nave 3
08940, Cornellá de Llobregat
(Barcelona)



Grupo de empresas especializadas en la distribución de artículos de ferretería para la Industria de la Madera.

www.adefec.com